



El Horno Mágico:

A look into each lesson of this unique unit

Lesson 1: The setting

Urban Portland Oregon: Materials used—Newspaper, cardboard boxes painted brick building color





Introduce the setting of urban city living. Take students on walks through neighborhood. The students take pictures with a digital camera of things that inspire them in the community.



They begin to create the setting of their community. They name the apartment complex and begin to adorn the apartments and the surrounding areas.



Students decide that they want to plant gardens next to the apartment complex. They design and plot out what they will plant.

Lesson 2: The Characters

Students brainstorm who lives in these apartments.
They begin to create their characters.





Students use the technique of cutting paper to make their characters.




Characters “move in” to their apartments!

Lesson 3:

Pattern of Life

Students look at schedules and patterns of life for their character



Lesson 4: Vacancy is filled!

A letter arrives explaining that a new family will be moving into the complex. They find out that the family is from Mexico and Colombia



Maple tree Heaven Apartments
12000 N. Mariposa
Portland, Oregon 97210

Dear Residents of Maple tree Apartments,

We are writing to inform you of a couple things going on in the Maple tree Apartments:

1. If you need a repair please call our office at (503)233-4560. If we are not in the office, please leave a detailed message on our service, including your name, phone number, address and the problem you are having. We have recently been informed of some problems with the plumbing system.
2. If you want to plant your assigned garden plot, we will reimburse you for the cost of the plants.
3. New tenants will be occupying apartment 302 in Building C. The Benicio-Torres have recently moved to Portland from Oaxaca Mexico. They have two children that have been adopted from Colombia. They are a true multicultural family. We would like to welcome the Benicio-Torres family into their new home. As they settle in, please feel free to introduce yourselves and your family. The Benicio-Torres family will be attending our tenants meeting on September 27, 2012. Please try to make this meeting if possible.



Lesson 5: Being a friend

Talk about the importance of having friends with different perspectives.



Why is it important to have friends that have different perspectives

- Because if you have the same perspectives or ideas you would always be the same and you wouldn't grow
- Cole
- If you put a group of friends together from all over the world, everybody's ideas mixed could be really interesting - Ella
- Everyone wants friends no matter where they are from
- Amelia
- To learn new languages and about different countries - Mason & Sierra



Lesson 6: Meeting the Benicio-Torres Family

Family comes to a tenant meeting and brings a photo of their children

What we learned about the Benicio-Torres family?

- From Mexico - traveled to Oregon
- Know a lot of English
- They have a cat - Suki
- They were very nice!
- Such cool clothes.
 - Sombrero/cowboy hat
 - boots - wood/leather
 - Colors, spiky
 - Skirts pretty
 - Colorful - beautiful
- That Mexican food is really good!
We want to eat some.
- The family lives together with their aunt
- They have 2 children (adopted from Colombia)
 - boy + girl
 - 2nd



Behind the scenes of “El horno mágico”:
Preparing the magic in secrecy







The setting continues to evolve.
The family moves into their apartment.

Lesson 7: El Horno Mágico



El Horno Mágico is introduced. Students are “invited” to a play-date and shown the kitchen. They are introduced to the magic oven and taught the secret song. The oven begins to give the class pieces of culture each day.



Lesson 7: Day 1- La Pirinola y Lotería

(Games from Mexico are introduced)





Lesson 7: Day 2- Alebrijes


(Art from Mexico is introduced)





Lesson 7: Day 3- Dominó y Parqués

(Games from Colombia are introduced)



Lesson 7: Day 4- **Fernando Botero** (Art from Colombia is introduced)



Lesson 7: Day 5- Sopas

(Food from Mexico is introduced)





Lesson 7: Day 6- Cumbia and Afro-Colombian Music

(Music and dance from Colombia are introduced)



Lesson 7: Day 7- Fútbol

(Sports from Mexico and Colombia are introduced)



(Folkloric music and dance from Mexico is introduced)

Lesson 7: Day 8 – Mexican Folkloric Dance



Lesson 7: Day 9 – Empanadas

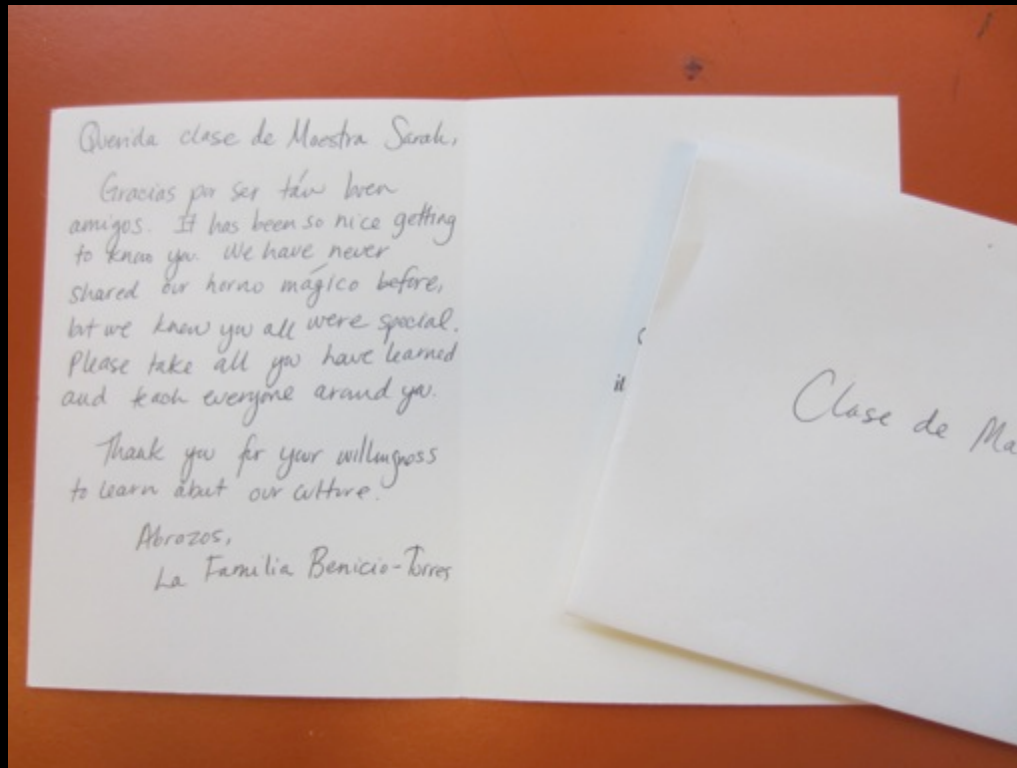
(Food from Colombia is introduced)



Lesson 7: Day 10 – **Music History**

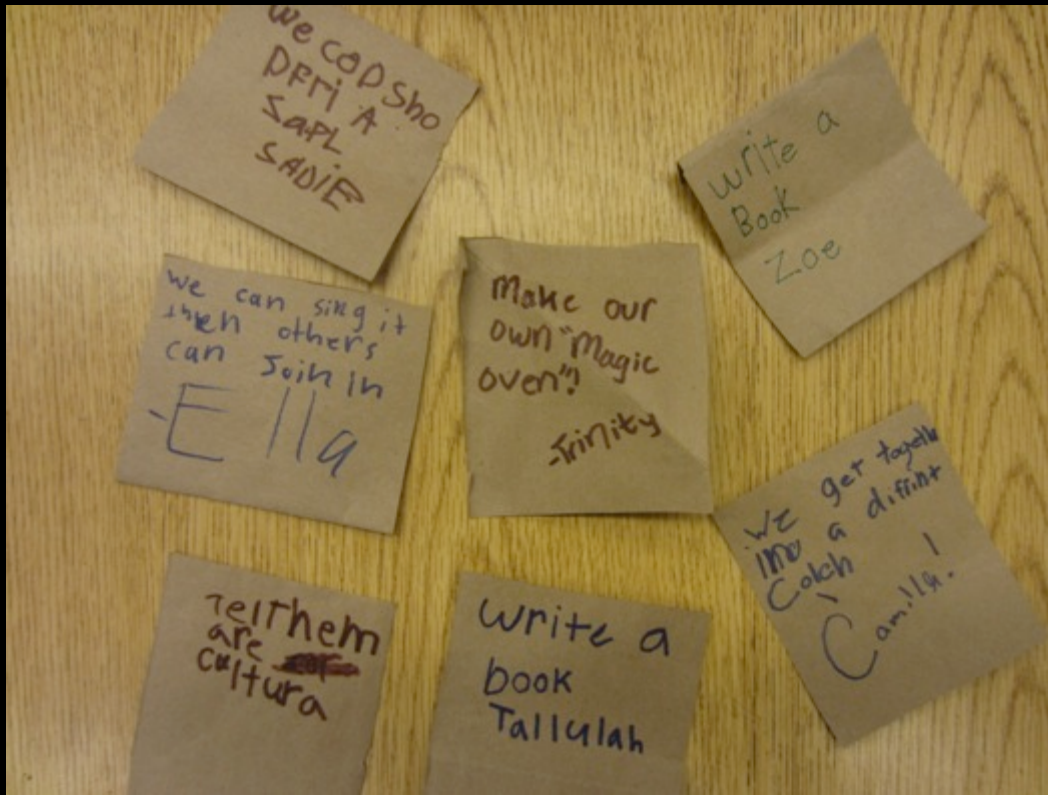
(Music history and dance from Mexico and Colombia is introduced)





We had a class conversation about the importance of making new friends with different perspectives. Students discussed if they felt it was important and why. They then wrote their opinions in their character's journal. They talked about what they had learned about themselves during our study.

Lesson 8– Understanding who we are



Lesson 9— Sharing our culture

Class decides how they want to share our culture. They decide on making our own magic oven out of adobe. Students design oven and we start to build together!








Lesson 10— **La gran Fiesta**

We prepare class to showcase our work to the community.
Our culminating event happened during Día de los Muertos



Our character journals were out on display



Our Magical Realism stories were displayed as well



All of the games were out to play and students taught their friends and families the rules





We made life size skeletons representing our loved ones we were celebrating for Día de los Muertos



We had a class altar on display. Each student chose a loved one to celebrate. They wrote poems and brought in artifacts.





Students prepared tortillas, worked on alebrijes, wrote thank you cards and made papel picado.





Students had Spanish lessons, played games, danced and sang.





As the celebration ended, all students came outside to stand around “el horno mágico” that we built together. We sang our magic song to the oven and enjoyed our tortillas together!

